

## GPXA - GPX

2x18" Active/Passive Subwoofers + 4x12" Slim Array System



Heavy duty 2x18" subwoofer combined with the GH412 4x12" coaxial high efficiency passive array element. PAT® and SAT® technologies by K-array™ implemented.


The powered GPXA system can drive a GPX passive system in a stereo/dual mono configuration. The GPXA powered system features Powersoft™ DSP with Ethernet connectivity for remote tuning and management with Armonia™ control software.

Designed for high performance outdoor/indoor applications both for rental and permanent installations for touring, large auditoriums, stadiums, theme parks and clubs. Weather resistant rugged box.

### Frequent Applications

Event Productions	Fitness & Wellness
Concerts & Live Events	Stadiums & Sports Venues
Corporate Events	Houses of Worship

### Handling & Finishes

Dimensions (WxHxD)	1035 x 1905(min) x 600 mm (40,75 x 75 x 23,6 in)
Weight	GPXP: 116,6kg (257 lb) GPX: 113,2kg (250 lb)
Material	Subwoofer: Birch Plywood Satellite: Stainless steel
Color	Black 

## GPXA

Powered 2x18" Sub  
4x12" Slim Array System

General	
Type	Powered Sub + Satellite system
Transducers	SUB: 2x 18" woofer TOP: 4x 12" coaxial woofer with 1" comp. driver
Frequency Response	30 Hz - 20 kHz (-6dB)
Max SPL <sup>1</sup>	140 dB
Coverage	V. 30°   H. 90°
Amp Module	4-channel Class-D
Output Power	4x 1500 W @ 4 Ω
Power Consumption	500W Rated Load (1/8 Max Output Power)
Operating Voltage	100-240V AC, 50-60 Hz
DSP features	Remote control and tuning Input and Output Delay Parametric input EQ Output parametric filters
Connectors	Volume potentiometer RJ45 for remote control 2x Combo XLR Input 2x SpeakON Output 1x PowerCon True AC MAINS
Controls	Volume potentiometer Preset selector Remote control through Powersoft™ ArmoniaPlus Software

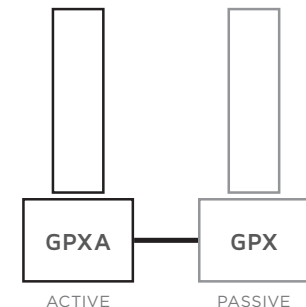
<sup>1</sup> Maximum SPL is calculated using a signal with crest factor 4 (12dB) measured at 1 m.

## GPX

Passive 2x18" Sub  
4x12" Slim Array System

General	
Type	Passive Sub + Satellite system
Transducers	SUB: 2x 18" woofer TOP: 4x 12" coaxial woofer with 1" comp. driver
Frequency Response	30 Hz - 20 kHz (-6dB)
Max SPL <sup>1</sup>	140 dB
Coverage	V. 30°   H. 90°
Power Handling	SUB: 1500W   TOP: 750W
Nominal Impedance	4 Ω (sub) + 8 Ω (slim array)
Connectors	2x SpeakON (paralleled) SUB 2+/2-   TOP: 1+/1-

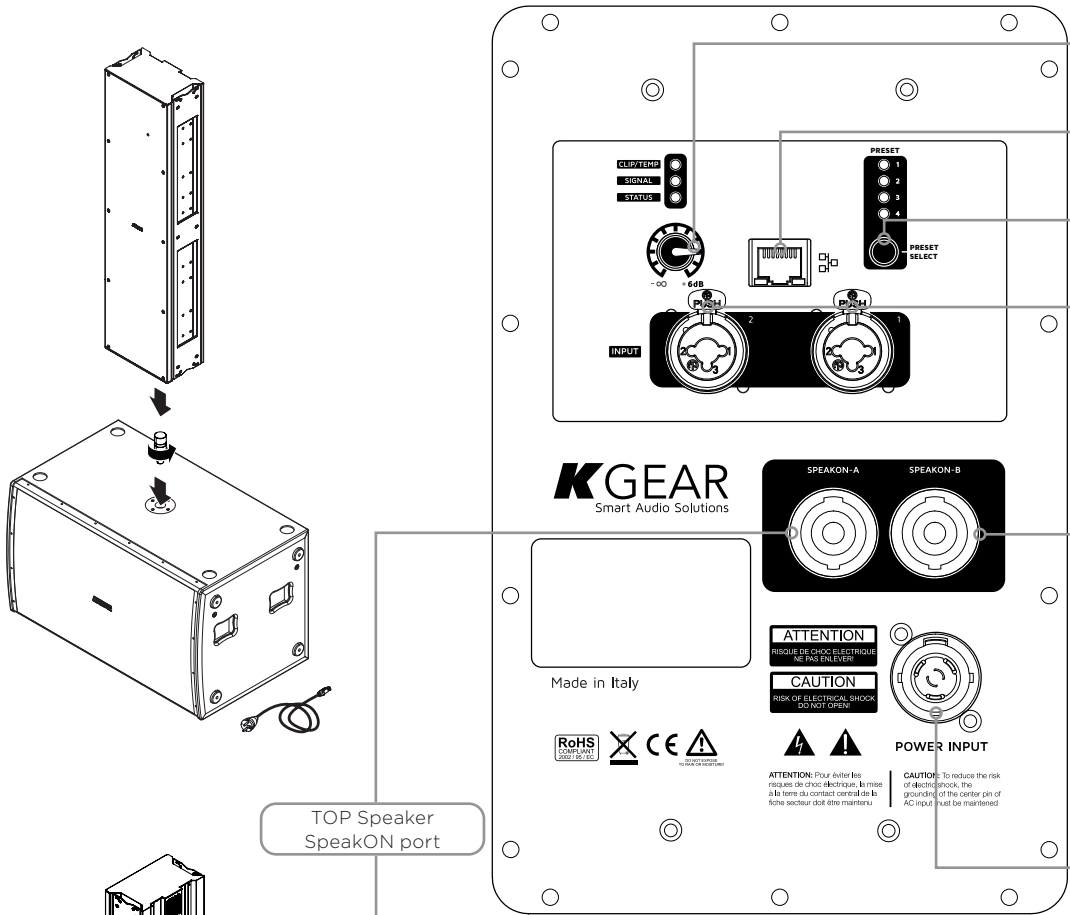
<sup>1</sup> Maximum SPL is calculated using a signal with crest factor 4 (12dB) measured at 1 m.



User Tip:  
optimize the cost and combine the active and passive systems whether it is for stereo configurations or if you prefer to extend the cluster.

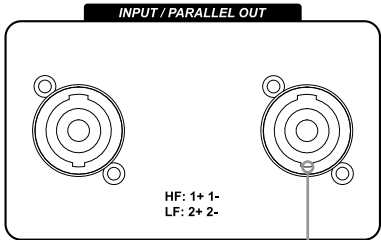
# Assembly

## GPXA rear panel




#	Preset Name
1	KGEAR optimized
2	Linear response
3	Subwoofer boost
4	Mid-high boost
Default	KGEAR optimized

## GPX rear panel



USE  
SpeakON B  
ONLY



PowerCon True  
AC MAINS port

NL4 SpeakOn wiring:  
TOP Column: 1+ / 1-  
SUB: 2+ / 2-

\*ArmoniaPlus is the software for fine tuning and monitoring the GP18A loudspeakers system. Download ArmoniaPlus from Powersoft website:  
<https://www.powersoft.com/en/software/armoniaplus-2-0>

