

Owner's Manual

DA-30BT

NUX

PERSONAL MONITOR AMPLIFIER



www.nuxaudio.com

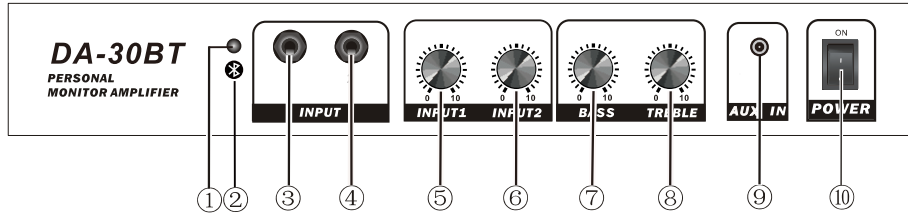
WARNING!-IMPORTANT SAFETY INSTRUCTIONS BEFORE CONNECTING, READ INSTRUCTIONS

1. Use only the supplied power supply or power cord. If you are not sure of the type of power available, consult your dealer or local power company.
2. Never break off the ground pin on the power supply cord.
3. Never attempt to by-pass the fuses or fit ones of the incorrect value.
4. Do not attempt to service this product yourself, as opening or removing covers may expose you to dangerous voltage points or other risks. Refer all servicing to qualified service personnel.
5. Refer all servicing to qualified service personnel.
Servicing is required when the apparatus has been damaged in any way, such as when the power supply cord or plug is damaged, liquid has been spilled or objects have fallen into the apparatus, the apparatus has been exposed to rain or moisture, does not operate normally or has been dropped.
6. Do not defeat the safety purpose of the polarized or grounding-type plug. A polarized plug has two blades with one wider than the other. A grounding type plug has two blades and a third grounding prong. The wide blade or the third prong is provided for safety. If the provided plug does not fit into your outlet, consult an electrician for replacement of the obsolete outlet.
7. Do not allow liquids of any kinds water, soft, drinks, etc. to penetrate the unit.
Never place objects filled with liquids, such as vases or glasses on the DA-30BT this can cause electric shock.
Do not place naked flame sources, such as lighted candles, on the DA-30BT as this can cause fire.
8. The power supply cord should be unplugged when the unit is to be unused for long periods of time.
9. Protect the power cord from being walked on or pinched, particularly at plugs, convenience receptacles and at the point where they exit from the apparatus.
10. Where the MAINS plug or an appliance coupler is used as the disconnect device, the disconnect device shall remain readily operable.

*Follow all instructions and heed all warnings
KEEP THESE INSTRUCTIONS!*

Thank you for selecting the DA-30BT personal monitor amplifier! Please take the time to read this manual carefully to get the most out of the unit. We recommend that you keep the manual at hand for future reference.

FRONT PANEL



1. Indicated LEDs

Display red when power on, display orange colour when bluetooth connecting successfully

2. BLUETOOTH

Bluetooth function is already running when you power on the loudspeaker, please select "DA-30BT" as your paired device, once connecting successfully you will hear a voice and the LED turn to orange colour.

3. INPUT 1

Connect your device such as electric drum, keyboard etc. to this input.

4. INPUT 2

Connect your another device such as electric drum, keyboard etc. to this input.

5. INPUT1 LEVEL

This knob adjusts the volume of channel one.

6. INPUT2 LEVEL

This knob adjusts the volume of channel two.

7. BASS

Adjust the amount of low frequency level.

8. TREBLE

Adjust the amount of high frequency level.

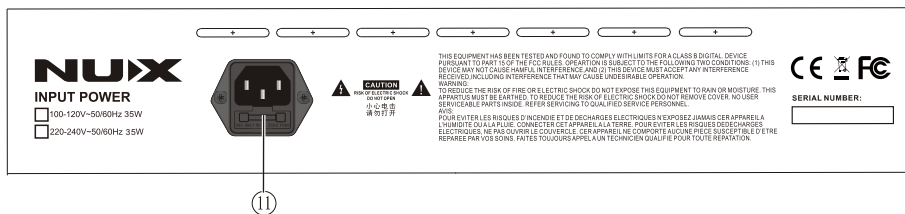
9. AUX INPUT

Connect the output of an MP3 or CD player to this jack.

10. POWER INDICATOR

Indicator lights when power on.

REAR PANEL

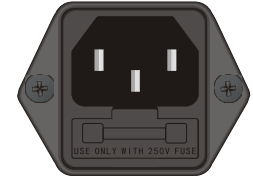


11. AC INLET SOCKET

Connect the included AC power cable to this inlet.

FUSE

install a 0.5 amps/250 volts(1 amps/125 volts) fuse into the power socket.



SPECIFICATION

Power Output: 35W RMS

Power: 220-240V~50/60Hz (100-120V~50/60Hz)

Impedence

INPUT 1 : 68k ohm

INPUT 2 : 68k ohm

EQ

Bass: +/- 15dB@60Hz

Treble: +/- 15dB@10kHz

AUX Input: 3.5Jack-10dBv

Maximum bluetooth distance :10m

Speaker: Coaxial (10 inch woofer + 1 inch tweeter)

Dimensions: 380mm*340mm*300mm (H*W*D)

Net Weight: 13kg

Gross Weight: 16kg

CE Mark which is attached to our company's products of Battery mains the product is in fully conformity with the harmonized standard(s) EN 61000-6-3:2007+A1:2011 & EN 61000-6-1:2007 Under the Council Directive 2004/108/ EC on Electromagnetic Compatibility.

This device complies with part 15 of the FCC Rules. Operation is subject to the following two conditions: (1) This device may not cause harmful interference, and (2) this device must accept any interference received, including interference that may cause undesired operation.

© 2018 Cherub Technology-All rights reserved. No part of this publication may be reproduced in any form without prior written permission of Cherub Technology.

