

# GA46L / GA43L / GA41L 4-ch Power Amplifiers

## GA46L

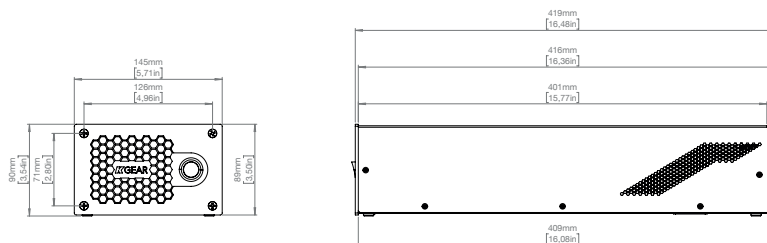
1500 W 4-ch switching mode Power amplifier



Technical specifications
Type 4-ch Class D power amplifier
Output Power 4x 1500 W <sub>peak</sub> @ 4 Ω 4x 1500 W <sub>peak</sub> @ 70V lines 4x 1500 W <sub>peak</sub> @ 100 V lines (-2 dB max level)
Minimum Impedance 4 Ω
Frequency Response 20 Hz - 20 kHz (150 Hz High-Pass filter for 70/100V lines suggested)
Power Consumption 6 A @ 100 V <sub>AC</sub> , 2,5 A @ 240 V <sub>AC</sub> , 600 W
Operating Voltage 100-240V AC, 50-60 Hz
Protections Thermal protections (power limiting - thermal shutdown), short-circuit overload output protections, stationary high frequency protection
Connectors 4x XLR balanced Input 2x NL4 SpeakON Output 1x VDE (IEC C13) AC MAINS inlet
Handling & Finishes
Dimensions (WxLxH) 145 x 90 x 418 mm (5.7 x 3.54 x 16.5 in)
Weight 3,6 kg (7.94 lb)

Compact 4-ch high efficiency switching mode Class D amplifier featuring Powersoft power module.

Designed for high performance applications both for rental and permanent installations such as touring, large auditoriums, stadiums, theme parks and clubs. Thanks to the modular design, 3 amplifier elements can fit into 2 rack units with a dedicated adapter.



## GA43L

750 W 4-ch switching mode Power amplifier

Technical specifications
Type 4-ch Class D power amplifier
Output Power 4x 750 W <sub>peak</sub> @ 4 Ω 2x 1500 W <sub>peak</sub> @ 70/100 V lines
Minimum Impedance 4 Ω
Frequency Response 20 Hz - 20 kHz (150 Hz High-Pass filter for 70/100V lines suggested)
Power Consumption 6 A @ 100 V <sub>AC</sub> , 2,5 A @ 240 V <sub>AC</sub> , 600 W
Operating Voltage 100-240V AC, 50-60 Hz
Protections Thermal protections (power limiting - thermal shutdown), short-circuit overload output protections, stationary high frequency protection
Connectors 4x XLR balanced Input 2x NL4 SpeakON Output 1x VDE (IEC C13) AC MAINS inlet
Handling & Finishes
Dimensions (WxLxH) 145 x 90 x 418 mm (5.7 x 3.54 x 16.5 in)
Weight 3,6 kg (7.94 lb)

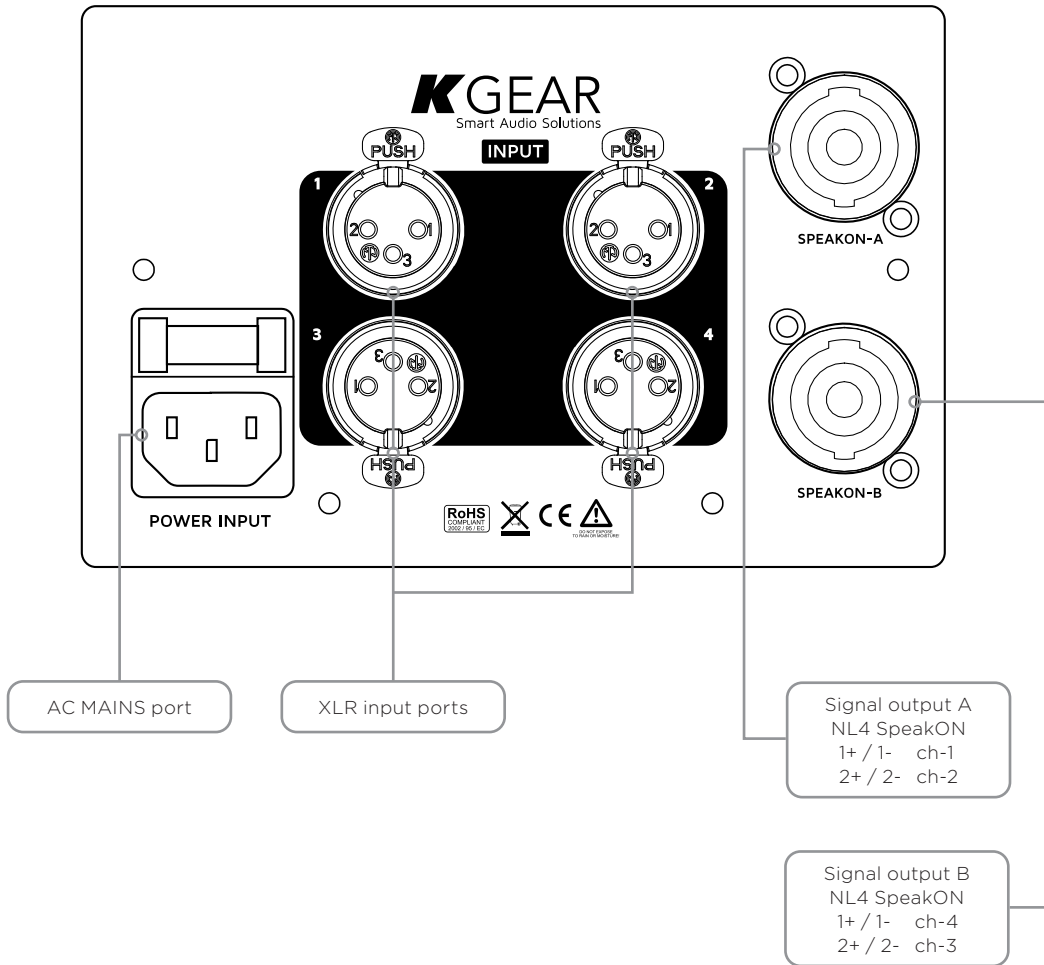
## GA41L

150 W 4-ch switching mode Power amplifier

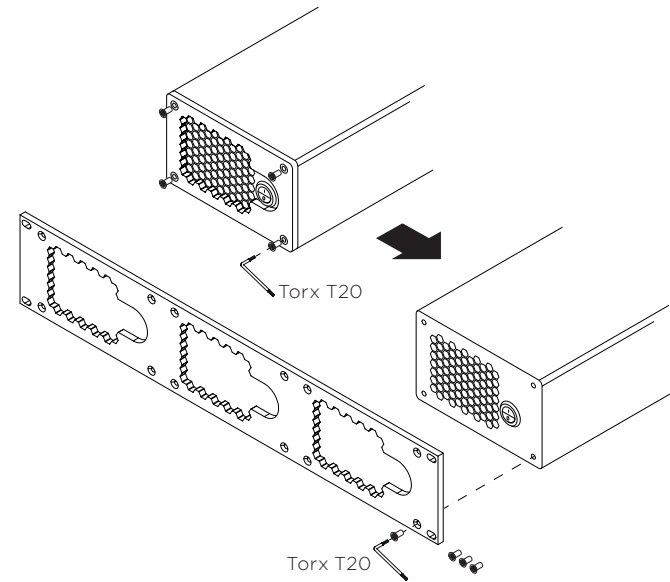
Technical specifications
Type 4-ch Class D power amplifier
Output Power 4x 150 W <sub>peak</sub> @ 4 Ω
Minimum Impedance 4 Ω
Frequency Response 20 Hz - 20 kHz
Power Consumption 2,2 A @ 100 V <sub>AC</sub> , 1 A @ 240 V <sub>AC</sub> , 110 W
Operating Voltage 100-240V AC, 50-60 Hz
Protections Thermal protections (power limiting - thermal shutdown), short-circuit overload output protections, stationary high frequency protection
Connectors 4x XLR balanced Input 2x NL4 SpeakON Output 1x VDE (IEC C13) AC MAINS inlet
Handling & Finishes
Dimensions (WxLxH) 145 x 90 x 418 mm (5.7 x 3.54 x 16.5 in)
Weight 2,6 kg (5.7 lb)



## Rear panel



## Rack Mount Accessory



## Output Wirings

