

NUX

STOMPBOX



Made in China

User's Manual



Copyright

Copyright 2024 Cherub Technology Co., Ltd. All rights reserved. NUX and KOMP CORE DELUXE MKII are trademarks of Cherub Technology Co., Ltd. Other product names modeled in this product are trademarks of their respective companies that do not endorse and are not associated or affiliated with Cherub Technology Co., Ltd.

Accuracy

Whilst every effort has been made to ensure the accuracy and content of this manual, Cherub Technology Co., Ltd. Makes no representations or warranties regarding the contents.

WARNING!-IMPORTANT SAFETY INSTRUCTIONS BEFORE CONNECTING, READ INSTRUCTIONS

WARNING: To reduce the risk of fire or electric shock, do not expose this appliance to rain or moisture.

CAUTION: To reduce the risk of fire or electric shock, do not remove screws. No user-serviceable parts inside. Refer servicing to qualified service personnel.

CAUTION: This equipment has been tested and found to comply with the limits for a Class B digital device pursuant to Part 15 of FCC Rules. Operation is subject to the following two conditions: (1) This device may not cause harmful interference, and (2) this device must accept any interference received, including interference that may cause undesired operation.



The lightning symbol within a triangle means "electrical caution!" It indicates the presence of information about operating voltage and potential risks of electrical shock.



The exclamation point within a triangle means "caution!" Please read the information next to all caution signs.

1. Use only the supplied power supply or power cord. If you are not sure of the type of power available, consult your dealer or local power company.
2. Do not place near heat sources, such as radiators, heat registers, or appliances which produce heat.
3. Guard against objects or liquids entering the enclosure.
4. Do not attempt to service this product yourself, as opening or removing covers may expose you to dangerous voltage points or other risks. Refer all servicing to qualified service personnel.
5. Refer all servicing to qualified service personnel. Servicing is required when the apparatus has been damaged in any way, such as when the power supply cord or plug is damaged, liquid has been does not operate normally or has been dropped.
6. The power supply cord should be unplugged when the unit is to be unused for long periods of time.
7. Protect the power cord from being walked on or pinched particularly at plugs, convenience receptacles and at the point where they exit from the apparatus.
8. Prolonged listening at high volume levels may cause irreparable hearing loss and/or damage. Always be sure to practice "safe listening".

Follow all instructions and heed all warnings
KEEP THESE INSTRUCTIONS!

Overview

The NUX KOMP CORE DELUXE MKII is an analog circuit compressor. Whether you're a guitarist, bassist, or any other musician. It offers the perfect amount of compression to the sound while maintaining the clarity and transparency.


Equipped with five knobs—VOLUME, SUSTAIN, CLIP, BLEND, and TONE—along with a toggle switch for ATTACK, this pedal provides precise and detailed control over your signal, making it highly versatile and adaptable to various playing styles.

©Cherub Technology Co., Ltd.


All Rights Reserved. No part of this publication may be reproduced, stored in a retrieval system, or transmitted, in any form or by any means, electronic, mechanical, photocopying, recording, or otherwise, without the prior written permission of Cherub Technology Co., Ltd.








Operation




Control Panel



I/O jack

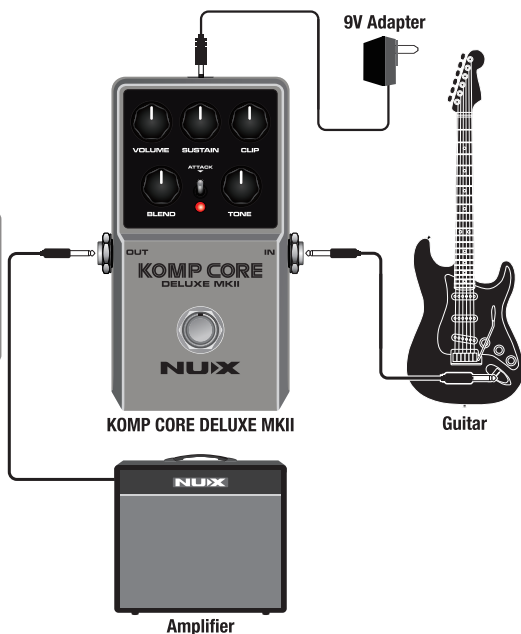


	VOLUME knob Adjust the output volume of the signal and compensate for any gain loss.
	SUSTAIN knob Adjust the sustain and compression levels. This will limit and “squash” your signal when you play hard, making the tone tighter and smoother. As the signal decays, it increases the volume to extend sustain.
	CLIP knob Adjust the amount of signal going to the compressor. This knob helps reduce any distortions that may arise from the input signal.
	BLEND knob Adjust the blend of the dry and compressed signals. Turn it fully left for a clean tone or fully right for maximum compression.
	TONE knob Adjust the treble frequencies to control the brightness of the tone.
	ATTACK toggle switch The unique ATTACK switch lets you toggle between two ATTACK/RELEASE settings. In the up position, the compressor has a longer compression time, ideal for higher output instruments with active or humbucking pickups. In the down position, it's better suited for lower output single-coil pickups.
	Footswitch & FS indicator Press the footswitch to engage/disengage the effect. The FS indicator will show “RED” when the effect is engaged, and turns off when disengaged.

	DC jack Connect a DC 9V negative tip adaptor.
	IN jack Connect the guitar using a 1/4” TS plug to the input jack.
	OUT jack Connect the output signal to your amp using a 1/4” TS plug at the output jack.

Connections

Connect a 9V adapter (negative tip). Then, connect your guitar to the input of the KOMP CORE DELUXE MKII and the output to your guitar amplifier.



Features

- 100% analog circuit
- True bypass
- Compressor designed for electric guitar and bass
- Low power consumption
- Blend knob for mixing dry and compressed signals
- Clip knob for input gain control

Specifications

- Power: 9V DC (Negative tip, Optional ACD-006A adapter)
- Current Draw: 10mA
- Dimensions: 122mm(L) x 72mm(W) x 47mm(H)
- Weight: 270g

*Specification may change without notice.

Accessories

- Owner's manual
- Warranty card
- NUX sticker

WARNING

To reduce the risk of fire or electric shock, do not expose this appliance to rain or moisture.

FCC Warning

This device complies with part 15 of the FCC Rules. Operation is subject to the following two conditions: (1) This device may not cause harmful interference, and (2) this device must accept any interference received, including interference that may cause undesired operation.

Any Changes or modifications not expressly approved by the party responsible for compliance could void the user's authority to operate the equipment.

This equipment has been tested and found to comply with the limits for a Class B digital device, pursuant to part 15 of the FCC Rules. These limits are designed to provide reasonable protection against harmful interference in a residential installation. **Note:** This equipment generates uses and can radiate radio frequency energy and, if not installed and used in accordance with the instructions, may cause harmful interference to radio communications. However, there is no guarantee that interference will not occur in a particular installation.

If this equipment does cause harmful interference to radio or television reception, which can be determined by turning the equipment off and on, the user is encouraged to try to correct the interference by one or more of the following measures:

- Reorient or relocate the receiving antenna.
- Increase the separation between the equipment and receiver.
- Connect the equipment into an outlet on a circuit different from that to which the receiver is connected.
- Consult the dealer or an experienced radio/TV technician for help.

The device has been evaluated to meet general RF exposure requirement. The device can be used in portable exposure condition without restriction.

产品简介

NUX KOMP CORE DELUXE MKII 是一款纯模拟电路压缩单块效果器。无论是吉他手、贝斯手，还是其他乐手，通过它都能在保持音色清晰度和透明度的同时，提供恰到好处的压缩效果。


KOMP CORE DELUXE MKII 配备了五个旋钮和一个拨档开关，包含 VOLUME、SUSTAIN、CLIP、BLEND、TONE、ATTACK 调节，从不同的方面精准细致的调节信号，能够灵活适应各种不同演奏需求。

操作说明




控制面板



接口



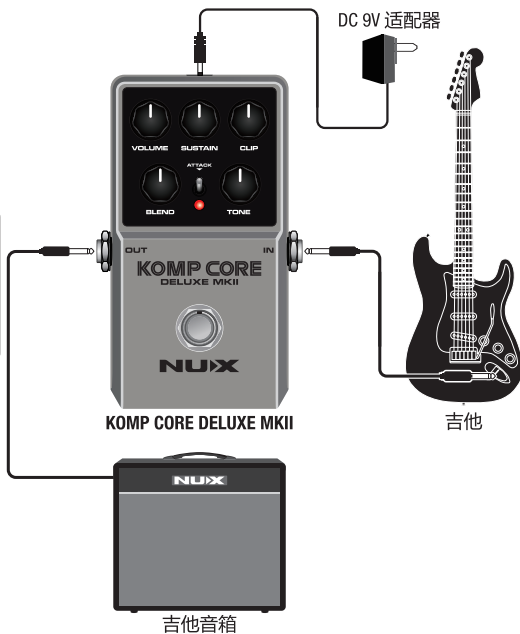
	VOLUME 旋钮 调节信号的输出电平大小，可以通过这个旋钮补偿线路中损失的信号。
	SUSTAIN 旋钮 调节延音和压缩的程度。 当用力弹奏时，它会限制并“压缩”信号，使音色更加紧实和平滑。当信号逐渐衰减时，它会提升电平让其保持在一个水平上，以此获得更长的延音。
	CLIP 旋钮 调节输入的信号量。 您可以通过这个旋钮，降低输入信号可能带有的失真。
	BLEND 旋钮 调节压缩后的信号与原始信号的混合比例。
	TONE 旋钮 调节高频，调整音色明亮度。
	拨档开关 独特的 ATTACK 拨档，可以在两种 ATTACK/RELEASE 设置之间切换。 拨档在上方时，压缩保持的时间较长，适合双线圈拾音器等信号较高的输入；反之拨档在下方时，适合单线圈拾音器等信号较低的输入。
	踩钉及踩钉指示灯 踩下踩钉打开/关闭效果器。当效果器打开时，踩钉指示灯呈红色常亮状态；当效果器关闭时，踩钉指示灯呈熄灭状态。

	DC 电源接口 请使用合格的外正内负9V效果器专用电源供电。
	输入接口 6.35mm单声道输入接口，请将吉他连接至本接口。
	输出接口 6.35mm单声道输出接口，请将吉他音箱连接至本接口。

连接场景

连接外正内负9V效果器专用电源为效果器供电。

将吉他连接到 KOMP CORE DELUXE MKII 的输入接口，然后通过输出接口将其连接到吉他音箱。



产品特点

- 100%纯模拟电路
- 真直通
- 低电流消耗
- BLEND旋钮调节干湿信号混合
- CLIP旋钮控制输入信号
- 适用于电吉他、贝斯等乐器

技术规格

- 电源：9V交流适配器（外正内负，建议选配NUX ACD-006A）
- 需求电流：10mA
- 尺寸：122mm(L) x 72mm(W) x 47mm(H)
- 重量：270克

*技术规格如有变更，恕不另行通知。

随机附件

- 使用说明书
- 保修卡
- NUX 贴纸

有关产品中所含有害物质含量的说明

为了控制和减少电器电子产品废弃后对环境造成的污染，本资料就本公司产品中所含的特定有害物质含量及其安全性予以说明。

本资料适用于2022年12月31日以后本公司所制造的产品。

环保使用期限



此标志适用于在中国国内销售的电子信息产品，表示环保使用期限的年数。所谓环保使用期限是指在制造日起的规定期限内，产品中所含的有害物质不致引起环境污染，不会对人身、财产造成严重的不良影响。环保使用期限仅在遵照产品使用说明，正确使用产品的条件下才有效。不当的使用，将会导致有害物质泄漏的危险。

产品中所含有害物质含量说明

项目	限量	
	A类	B类
邻苯二甲酸酯类物质的限量	○	○
多环芳烃类物质的限量	○	○
可迁移元素物质的限量	○	○
苯系物、总挥发有机化合物及甲醛物质的限量	○	○
五氯苯酚 (PCP) 物质的限量	○	○
电子部件限用物质的限量	○	○
天然放射性核素的限量	○	○

*上表当中的信息依据GB 28489-2022仅在产品含有其中限量要求项目时适用。

本表格依据GB 28489-2022的规定编制。

○表示该有害物质在该部件所有均质材料中的含量均在GB 28489-2022第五章规定的限量要求以下。

保护环境

如果需要废弃本产品，请遵循本地相关指引，请勿随意丢弃或作为生活垃圾处理，以避免对环境造成污染。

质量承诺

亲爱的KOMP用户：

在您使用KOMP产品时，请仔细阅读产品说明书，当您有疑问和困难时，请拨打售后服务热线：

400-990-9866

- 一周内出现质量问题可退货退款
- 一年内出现质量问题可免费维修
- 一月内出现质量问题可调换
- 终身享有咨询和维修服务

[请向销售商家取正规发票并予以保存]

换修政策

一、包换政策：

1. 消费者通过正规授权渠道购买的产品，自购机之日起1个月之内，在正常使用情况下出现非人为的产品性能故障、且产品外观及包装保持完好，可向所购机的经销商换机。
2. 消费者在换机时应出示由经销商开出的购机凭证，否则经销商可以不予更换。

二、保修政策：

1. 消费者通过正规授权渠道购买的产品(以发票所示销售方为准)，自购买之日起1年内，若出现非人为损坏的性能故障，可享受免费维修服务。
2. 对于超过1年或人为及不可抗力因素造成损坏的产品，我司可提供有偿维修服务。

*本售后政策仅适用于中国大陆地区，其它国家及地区以当地售后政策及法律法规为准。

售后服务地址

广东省珠海市高新区唐家湾镇科技九路10号 邮编:519080

珠海市蔚科科技开发有限公司 售后服务部

制造商: 珠海市蔚科科技开发有限公司 生产商: 珠海市蔚科科技开发有限公司

地址: 珠海市高新区唐家湾镇科技九路10号 电话: 0756-3689 866 网址: cn.nxaudio.com

合格证

Certificate

检验员
Inspector

名称
Name

模拟压缩单块效果器

生产日期
Date

型号
Type

KOMP CORE DELUXE MKII

本产品经检验合格

This product is inspected and approved.

执行标准: Q/WKDZ 001-2020

Product is certificated with Q/WKDZ 001-2020