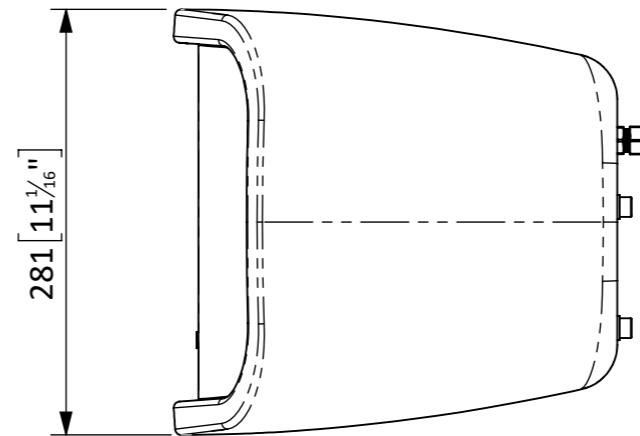
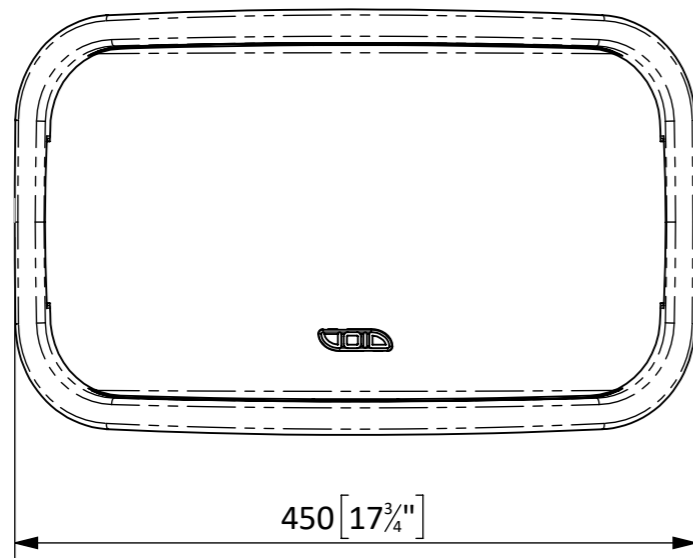
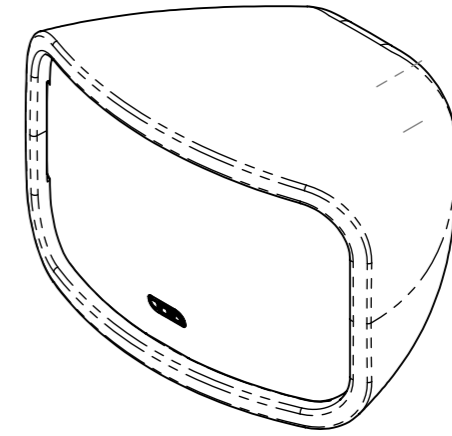
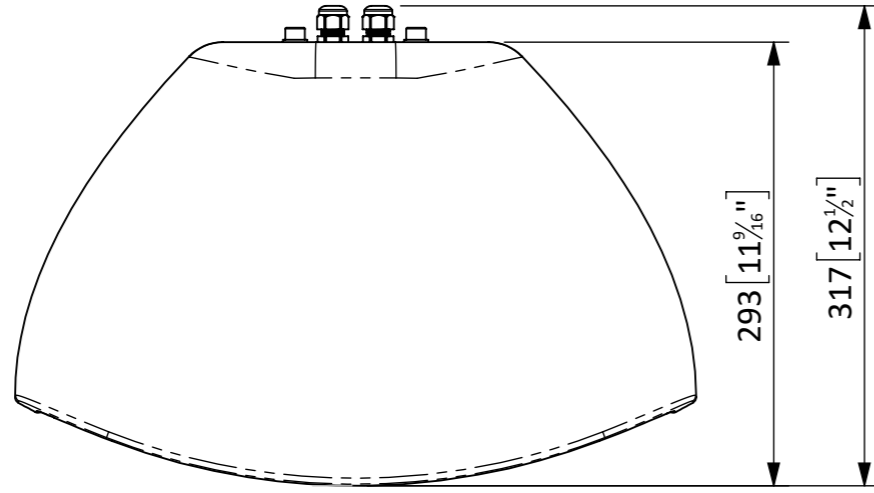


IF IN DOUBT ASK

ISSUE	DATE	DRAWN	ECR No	CHECKED	APPROVED
1	07/12/2020	JB	C10039-1	DR	AS



DIMENSIONS IN MILLIMETRES			
FABRICATION <small>UNLESS OTHERWISE STATED</small>		MACHINING <small>UNLESS OTHERWISE STATED</small>	
UP TO 300mm	+/-0.2mm	0, mm	+/- 0.5 mm BREAK EDGE
300mm-500mm	+/-0.5mm	0,0 mm	+/- 0.2 mm 0.05 - 0.15mm
500mm - 1m	+/-1.0mm	0,00mm	+/- 0.1mm FILLET RADS
1m - 5m	+/-2.0mm	0,000mm	+/- 0.01mm 0.1 - 0.3mm
ANGULAR	±1°	ANGULAR	±0,5°

SURFACE TEXTURE VALUES IN MICROMETRES (µm) TO BS1134-PT2.  
ALL MACHINED SURFACES TO BE  $\sqrt{\text{ }}$  ALL SCREW THREADS TO BS3643 PT.2.

TITLE: <b>PRODUCT DIMENSIONS</b>		DRAWING No. <b>SP10172-001</b>	
PROJECT: <b>CYCLONE 8</b>		SAP No. <b>IT2108</b>	
MATERIAL: <b>SEE SPEC SHEET</b>		EST. WEIGHT: (Kg) <b>14</b>	
FINISH:		COLOUR: <b>RED</b>	TEXTURE: <b>SMOOTH</b>
THIRD ANGLE PROJECTION TO BS 8888		SCALE: <b>1:5</b>	SHT 1 OF 1 SHTS SHEET: <b>A3</b>



REPRODUCTION OF ANY PART OF THIS DOCUMENT IS FORBIDDEN WITHOUT  
PRIOR PERMISSION FROM VOID ACOUSTICS RESEARCH LTD.  
Registered in England & Wales No. 07533536  
© DESIGN COPYRIGHT RESERVED.  
CONFIDENTIAL AND PROPRIETARY INFORMATION OF VOID ACOUSTICS RESEARCH LTD.