

NUX

NSP-10

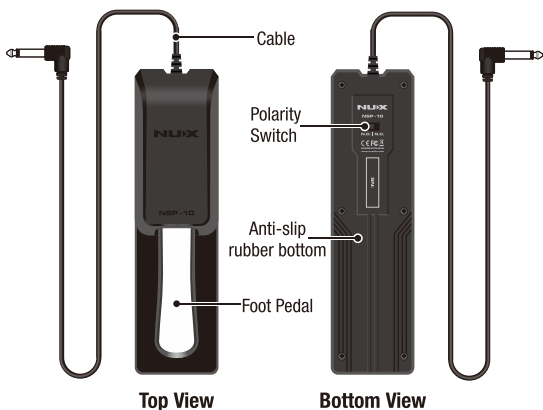
Sustain Pedal

Thank you for selecting the NUX NSP-10 sustain pedal. The NSP-10 is a universal sustain pedal compatible with a wide range of electronic musical instruments, including, but not limited to, MIDI keyboards, digital pianos, and synthesizers. To ensure you can fully explore the NUX NSP-10's capabilities from the start, please take a moment to read through this manual before your first use.

Features

- High quality chrome foot pedal.
- Polarity switch for universal compatibility.
- Full size piano-style pedal with a substantial anti-slip rubber bottom.

Parts and Operation



Polarity Switch



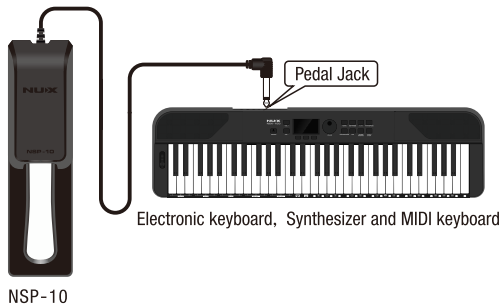
Use this switch to set the polarity of the NUX NSP-10 to either "Normal Open" or "Normal Close."

Operation Guide

1. Check the polarity of the instrument you intend to use and adjust the polarity switch accordingly.



2. Connect the plug of the NUX NSP-10 to the instrument's pedal jack.



3. Place the NUX NSP-10 on a flat surface, then press and hold down the foot pedal for the desired duration to activate its function.

Precautions

- Avoid using the NUX NSP-10 in high-temperature, humid, foggy, or harsh environments.
- Do NOT attempt to disassemble the unit, as intentional damage is not covered by the warranty.
- Please retain this manual for future reference.

Specifications

- Cable Length: 190cm, 6.35mm plug.
- Dimensions: 250mm(L) x 69mm(W) x 59mm(H)
- Weight: 610g

*Specification may change without notice.

Accessories

- Owner's manual
- Warranty card
- NUX sticker

FCC Warning

This device complies with part 15 of the FCC Rules. Operation is subject to the following two conditions: (1) this device may not cause harmful interference, and (2) this device must accept any interference received, including interference that may cause undesired operation.

Any changes or modifications not expressly approved by the party responsible for compliance could void the user's authority to operate the equipment.

Note: This equipment has been tested and found to comply with the limits for a Class B digital device, pursuant to Part 15 of the FCC Rules. These limits are designed to provide reasonable protection against harmful interference in a residential installation. This equipment generates, uses and can radiate radio frequency energy and, if not installed and used in accordance with the instructions, may cause harmful interference to radio communications. However, there is no guarantee that interference will not occur in a particular installation.

If this equipment does cause harmful interference to radio or television reception, which can be determined by turning the equipment off and on, the user is encouraged to try to correct the interference by one or more of the following measures:

- Reorient or relocate the receiving antenna.
- Increase the separation between the equipment and receiver.
- Connect the equipment into an outlet on a circuit different from that to which the receiver is connected.
- Consult the dealer or an experienced radio/TV technician for help. The device has been evaluated to meet general RF exposure statement. The device can be used in portable exposure condition without restriction.

The device has been evaluated to meet general RF exposure requirement. The device can be used in portable exposure condition without restriction.

© Cherub Technology Co., Ltd.

All Rights Reserved. No part of this publication may be reproduced, stored in a retrieval system, or transmitted, in any form or by any means, electronic, mechanical, photocopying, recording, or otherwise, without the prior written permission of Cherub Technology Co., Ltd.



www.nuxaudio.com

Made in China

NUX

NSP-10

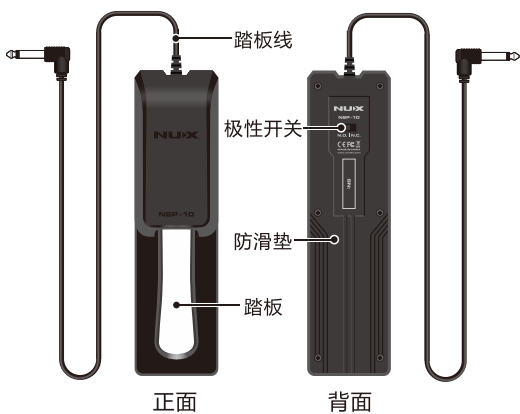
开关式单踏板

感谢您使用NSP-10开关式单踏板。它是一款专门为各类电子乐器（包括但不限于电子琴、合成器、MIDI键盘等）设计的通用踏板。在您使用之前，请您花费几分钟时间阅读本说明书，以便更好地了解其使用方法。

产品特点

- 高品质金属踏板及防滑垫。
- 配备极性开关。
- 全尺寸钢琴式踏板设计。

操作指南



正面

背面

极性开关



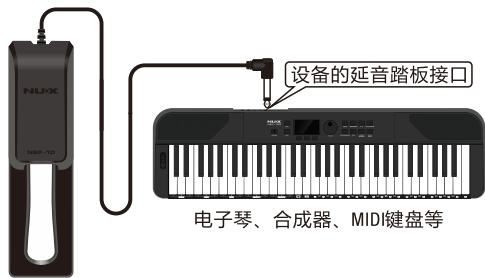
使用【极性开关】来改变踏板的极性，以适用不同的设备。

使用踏板

1. 将NSP-10的【极性开关】设置成与目标设备相同的极性。



2. 将NSP-10的踏板线连接到目标设备的延音踏板接口。



NSP-10

3. 将NSP-10放置在水平地面上，开始使用。

技术规格

- 踏板线: 约1.9米，配6.35mm插头
- 体积: 250mm(L) x 69mm(W) x 59mm(H)
- 重量: 610g

*技术规格如有变更，恕不另行通知。

注意事项

- 使用环境
 1. 避免在高温、潮湿、零下等恶劣的环境中使用。
 2. 避免在强光下使用。
- 请勿自行拆卸本踏板。
- 请保存本说明书以便查阅。

有关产品中所含有害物质限量的说明

为了控制和减少电器电子产品废弃后对环境造成的污染，本资料就本公司产品中所含的特定有害物质限量及其安全性予以说明。本资料适用于2022年12月31日以后本公司所制造的产品。

环保使用期限



此标志适用于在中国国内销售的电子信息产品，表示环保使用期限的年数。所谓环保使用期限是指在制造日起的规定期限内，产品中所含的有害物质不致引起环境污染，不会对人身、财产造成严重的不良影响。环保使用期限仅在遵照产品使用说明，正确使用产品的条件下才有效。不当的使用，将会导致有害物质泄漏的危险。

产品中所含有害物质限量说明

项目	限量	
	A类	B类
邻苯二甲酸酯类物质的限量	○	○
多环芳烃类物质的限量	○	○
可迁移元素物质的限量	○	○
苯系物、总挥发有机化合物及甲醛物质的限量	○	
五氯苯酚 (PCP) 物质的限量	○	
电子部件限用物质的限量	○	
天然放射性核素的限量	○	

*上表当中的信息依据GB 28489-2022仅在产品含有其中限量要求项目时适用。

本表格依据GB 28489-2022的规定编制。

○表示该有害物质在该部件所有均质材料中的含量均在GB 28489-2022第五章规定的限量要求以下。

保护环境

如果需要废弃本产品，请遵循本地相关指引，请勿随意丢弃或作为生活垃圾处理，以避免对环境造成污染。

质量承诺

亲爱的NUX用户：

在您使用NUX产品时，请仔细阅读产品说明书，当您有疑问和困难时，请拨打售后服务热线：**400-990-9866**

- 一周内出现质量问题可退货退款
- 一月内出现质量问题可调换
- 一年内出现质量问题可免费维修
- 终身享有咨询和维修服务

[请向销售商索取正规发票并予以保存]

换修政策

一、包换政策：

- 1、消费者通过正规授权渠道购买的产品，自购机之日起1个月之内，在正常使用情况下出现非人为的产品性能故障、且产品外观及包装保持完好，可向所购机的经销商换机。
- 2、消费者在换机时应出示由经销商开出的购机凭证，否则经销商可以不予更换。

二、保修政策：

- 1、消费者通过正规授权渠道购买的产品(以发票所示销售方为准)，自购买之日起1年内，若出现非人为损坏的性能故障，可享受免费维修服务。
- 2、对于超过1年或人为及不可抗力因素造成损坏的产品，我司可提供有偿维修服务。

*本售后政策仅适用于中国大陆地区，其它国家及地区以当地售后政策及法律法规为准。

售后服务地址

广东省珠海市高新区唐家湾镇科技九路10号 邮编:519080

珠海市蔚科科技开发有限公司 售后服务部

制造商: 珠海市蔚科科技开发有限公司

生产商: 珠海市蔚科科技开发有限公司

地址: 珠海市高新区唐家湾镇科技九路10号

电话: 0756-3689 866 网址: cn.nuxaudio.com

合格证

Certificate

检验员

Inspector

生产日期

Date

名称

Name 开关式单踏板

型号

Type NSP-10

本产品经检验合格
This product is inspected and approved.

执行标准: Q/WKDZ 006-2020
Product is certificated with Q/WKDZ 006-2020